







**MOTORCYCLE TOOLS**  
**MOTORRAD WERKZEUGE**  
**OUTILLAGE MOTO**


Z-SERIES  
 HAND  
 TITANIUM  
 ACCESSORIES  
 SOREWDRIERS  
 IMPACT  
 SLEEVE-DRIVE  
 PROTECTOR  
 INDUSTRIAL  
 AUTOMOTIVE  
 MOTORCYCLE  
 CONSTRUCTION  
 SPARE PART


**4400M (DU)**  6 point Socket, extra short for Motorcycle central chain-wheel screws  
 6 kant Steckschlüssel, extra kurz für Motorrad Kettenrad-Zentralmuttern  
 Douille 6-pans, extra-court, pour moto, pour roue d'entraînement écrou-central






4400M		D <sub>1</sub> (mm)	D <sub>2</sub> (mm)	H (mm)	L (mm)	 (g)	 (pcs.)
41DU	1/2"	53	45	15	28	239	5
46DU		59	48	15	28	279	5





**4405M (DU)**  12 point Socket, extra short for motorcycle rear-axle screws  
 12 kant Steckschlüssel, extra kurz, für Motorrad-Hinterradmuttern  
 Douille 12-pans, extra-court, pour moto, pour écrou roue-arrière






4405M		D <sub>1</sub> (mm)	D <sub>2</sub> (mm)	H (mm)	L (mm)	 (g)	 (pcs.)
36DU	1/2"	47.3	41	15	28	200	5
55DU		71	52	16	31	410	5



**6405A (MV)**  12 point Socket, extra short for motorcycle rear-axle screws  
 12 kant Steckschlüssel, extra kurz, für Motorrad-Hinterradmuttern  
 Douille 12-pans, extra-court, pour moto, pour écrou roue-arrière






6405A		D <sub>1</sub> (mm)	D <sub>2</sub> (mm)	H (mm)	L (mm)	 (g)	 (pcs.)
2.3/16MV	3/4"	74.6	53	23	52	790	2



**4012M-43**  Inhex Sockets  
 Steckschlüssel für Innensechskant-Schrauben  
 Douilles tournevis pour vis 6-pans creux



4012M-43 (mm)		D (mm)	H (mm)	L (mm)	 (g)	 (pcs.)
20	1/2"	26	11.5	43	130	10
21		26	11.5	43	140	10
22		26	11.5	43	145	10
23		28	11.5	43	170	10
24		28	11.5	43	170	10
27		32	11.5	43	226	10





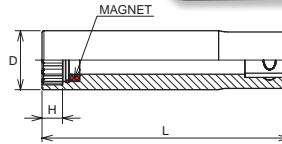
3305P (mm)		D (mm)	H (mm)	L (mm)	(g)	(pcs.)
12	3/8"	16.5	6.3	70	78	10

**3305P-12 : For DUCATI V4 Engines**




The magnet could be broken with any impacts. Please handle with care.

**3305P-12** Spark Plug Socket with Magnet, 12-pt. opening  
 Zündkerzensteckschlüssel mit Magnet, 12-kant  
 Douille pour bougies, avec aimant, 12-pans

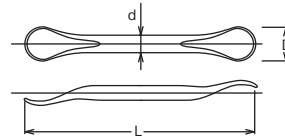


155	D (mm)	d (mm)	L (mm)	(g)	(pcs.)
	22	10	170	100	10

For Motorcycles  
 Für Motorräder  
 Pour motos

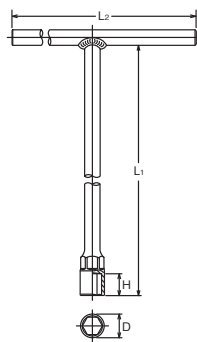


**155**  
 Tyre Lever  
 Reifen und Montagehebel  
 Démonte-pneu



104ME (mm)	D (mm)	H (mm)	L <sub>1</sub> (mm)	L <sub>2</sub> (mm)	(g)	(pce.)
6	9.5	8	200	180	150	1
7	11	9	200	180	152	1
8	12	10	250	200	183	1
9	14	12	250	200	188	1
10	14	13	250	200	230	1
11	16	14	250	200	234	1
12	18	15	250	200	355	1
13	18.5	17	250	250	390	1
14	20	18	250	250	399	1
15	21	19	250	250	404	1
16	22.5	21	250	250	419	1
17	24	22	250	250	568	1
18	25	23	250	250	577	1
19	26.5	25	250	250	594	1

**104ME** T-Handles, 6-Point  
 T-Griffe, 6-kant  
 Poignées en T, 6-pans

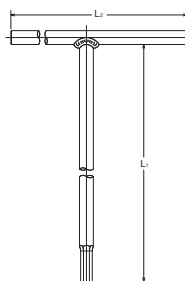


157HE (mm)	L <sub>1</sub> (mm)	L <sub>2</sub> (mm)	(g)	(pce.)
3	250	180	98	1
4	250	180	121	1
5	250	180	158	1
6	250	180	416	1
8	250	180	422	1
10	300	190	440	1
12	320	210	660	1

**157HE** T-Handles, for Inhex Screws  
 T-Griffe für Innsechskant-Schrauben  
 Poignées en T, pour vis à 6-pans creux

**157PE** T-Handles for PH Screws  
 T-Griffe für Kreuzschlitzschrauben PH  
 Poignées en T, pour vis à empreinte PH

**157T** T-Handle for TORX® Screws  
 T-Griff für TORX®-Schrauben  
 Poignées en T pour vis à empreinte TORX®



157PE (PH)	L <sub>1</sub> (mm)	L <sub>2</sub> (mm)	(g)	(pce.)
2	250	180	95	1
3	250	180	170	1

157T (T)	L <sub>1</sub> (mm)	L <sub>2</sub> (mm)	(g)	(pce.)
T25	250	180	95	1
T27	250	180	96	1
T30	250	180	167	1
T40	250	180	168	1
T45	250	180	213	1
T50	250	180	215	1

**2263A** 1/4" Socket set (Inch)  
 1/4" Steckschlüsselsatz (Zoll)  
 1/4" Jeu de clés à douilles (Pouce)



**2263A** 29 Pieces Set/△=940g

METAL CASE:W240xH100xT32mm

Sockets	Accessories
<b>2400A</b> 6-pt. Sockets 1/8, 5/32, 3/16, 7/32, 1/4, 9/32, 5/16, 11/32, 3/8, 7/16, 1/2	<b>2753N</b> <b>2760-100</b> <b>2769N-150</b> <b>2770</b> <b>2785</b>
<b>2000.28</b> Bit Sockets 1, 2, 3	
<b>2010A.25</b> Bit Sockets 1/8, 5/32, 3/16, 7/32, 1/4, 9/32, 5/16	
<b>2025.28</b> Bit Sockets T10, T15, T20, T25, T30	

**3201AMW** 3/8" Socket set (mixed Metric,Inch,Witworth)  
 3/8" Steckschlüsselsatz (gemischt Metrisch,Zoll.)  
 Jeu de douilles 3/8" (pouce et métrique)



**3201AMW** 42 Pieces Set/△=4,700g

METAL CASE:W445xH190xT50mm

Sockets	Accessories
<b>3405M</b> 12-pt. Sockets 9, 10, 11, 12, 13, 14, 15, 16, 17, 18, 19, 20, 21, 22	<b>3753N</b> <b>3760-75</b> <b>3760-125</b> <b>3760-250</b> <b>3768N-250</b> <b>3769N-160</b> <b>3770</b> <b>3780</b> <b>3785</b> <b>3344A</b>
<b>3405A</b> 12-pt. Sockets 5/16, 3/8, 7/16, 1/2, 9/16, 5/8, 11/16, 3/4, 25/32, 13/16, 7/8	
<b>3405W</b> 12-pt. Sockets 1/8, 3/16, 1/4, 5/16, 3/8, 7/16, 1/2	

**4238AM** 1/2" Socket set (mixed Metric,Inch)  
 1/2" Steckschlüsselsatz (gemischt Metrisch,Zoll)  
 Jeu de douilles 1/2" (pouce et métrique)



**4238AM** 38 Pieces Set/△=8,050g

METAL CASE:W446xH266xT50mm

Sockets	Accessories
<b>4405M</b> 12-pt. Sockets 10, 11, 12, 13, 14, 15, 16, 17, 18, 19, 21, 22, 23, 24, 26, 27, 30, 32	<b>4753N</b> <b>4760-125</b> <b>4760-250</b> <b>4770</b> <b>4780</b> <b>4785</b>
<b>4405A</b> 12-pt. Sockets 3/8, 7/16, 1/2, 9/16, 5/8, 11/16, 3/4, 13/16, 7/8, 15/16, 1.1/16, 1.1/8, 1.1/4	
<b>4300C</b> Spark Plug Socket 20.8	

**4251A** 1/2" Socket set (Inch)  
 1/2" Steckschlüsselsatz (Zoll)  
 Jeu de douilles (pouce) 1/2"



**4251A** 18 Pieces Set/△=2,660g

METAL CASE:W330xH68xT48mm

Sockets
<b>4405A</b> 12-pt. Sockets 3/8, 7/16, 1/2, 9/16, 5/8, 19/32, 21/32, 11/16, 3/4, 25/32, 13/16, 7/8, 15/16, 1, 1.1/16, 1.1/8, 1.3/16, 1.1/4